



EVAPORATORS

QUICK - REFERENCE GUIDE


ITEM	DETAILS	PAGE
EVAPORATORS:	UNIVERSAL COIL AND CASE ASSEMBLIES	226
	UNIVERSAL UNDERDASH	226 - 228
	CEILING MOUNT	228 - 230
	WALL MOUNT	230 - 232
EVAPORATOR SPARES:	BLOWER ASSEMBLIES	232 - 233
	CABIN PRESSURIZERS	234
	COILS - UNIVERSAL	226 & 236
	COILS - OEM REPLACEMENT (see detailed list below)	235 - 257
	MISCELLANEOUS	234

OEM Replacement Coils

VEHICLE	PAGE	VEHICLE	PAGE	VEHICLE	PAGE
A M C	- 235	HYUNDAI	- 243	PROTON	- 248
AUDI	- 235	ISUZU	- 243	RED DOT	- 249
BMW	- 235	JAGUAR	- 243	SAAB	- 249
COOLTEMP	- 236	KIA	- 244	SANDEN	- 249
DAEWOO	- 236	KOMATSU	- 244	SUBARU	- 250
DAIHATSU	- 236 - 237	KYSOR	- 244	SUZUKI	- 250
FORD	- 238 - 239	MAZDA	- 245	TOYOTA	- 251 - 256
G. M. H.	- 240 - 241	MERCEDES	- 246	UNICLA	- 256
HINO	- 241	MITSUBISHI	- 246 - 247	VOLKSWAGEN	- 257
HONDA	- 242	NISSAN	- 247 - 248	VOLVO	- 257

Evaporators: Universal**UNIVERSAL EVAPORATOR COILS****EV-10192****EV-10195****EV-10200**

PART No.	MAKE	COIL TYPE	HEIGHT	DEPTH	WIDTH	RECOMMENDED TX VALVE
EV-10192	COOLTEMP	MODINE	213 mm	185 mm	234 mm	VA-27494 (NOT INCLUDED)
EV-10195	COOLTEMP	MODINE	251 mm	163 mm	251 mm	VA-27494 (NOT INCLUDED)
EV-10200	COOLTEMP	MODINE	226 mm	163 mm	251 mm	VA-27494 (NOT INCLUDED)

AIR-CHIEF UNDERDASH EVAPORATORS**EV-11202 (12 volt)**

HEIGHT: 148 mm
 WIDTH: 400 mm
 DEPTH: 310 mm

BLOWERS: FLUSH
 COIL: 22 PASS ALUM. T & F
 CONTROLS: R/HAND OF FASCIA
 AIRFLOW: 195 cfm
 CAPACITY: 2,800 Kcal/hr (11,100 BTU'S)

replacement coil: *EVC-10202*

**EV-11242 (12 volt), EV-11244 (24 volt)**

HEIGHT: 155 mm
 WIDTH: 420 mm
 DEPTH: 290 mm

BLOWERS: FLUSH
 COIL: 22 PASS ALUM. T & F
 CONTROLS: REMOTE
 AIRFLOW: 205 cfm
 CAPACITY: 2,900 Kcal/hr (11,500 BTU'S)

replacement coil: *EVC-10242*

**EV-11247 (12 volt)**

HEIGHT: 150 mm
 WIDTH: 420 mm
 DEPTH: 285 mm

BLOWERS: FLUSH
 COIL: 22 PASS ALUM. T & F
 CONTROLS: REMOTE
 AIRFLOW: 195 cfm
 CAPACITY: 2,800 Kcal/hr (11,100 BTU'S)

replacement coil: *EVC-10242*

**EV-11262 (12 volt)**

HEIGHT: 168 mm
 WIDTH: 367 mm
 DEPTH: 315 mm

BLOWERS: FLUSH
 COIL: 32 PASS ALUM. T & F
 CONTROLS: ON FASCIA
 AIRFLOW: 200 cfm
 CAPACITY: 3,200 Kcal/hr (12,700 BTU'S)

replacement coil: *EVC-10262*

**EV-11282 (12 volt), EV-11284 (24 volt)**

HEIGHT: 180 mm
 WIDTH: 440 mm
 DEPTH: 325 mm

BLOWERS: UPSWEPT
 CONTROLS: REMOTE
 AIRFLOW: 305 cfm
 CAPACITY: 4,600 Kcal/hr (18,250 BTU'S)


replacement coil: *EVC-10282*

**EV-11292 (12 volt), EV-11294 (24 volt)**

HEIGHT: 165 mm
 WIDTH: 450 mm
 DEPTH: 327 mm

BLOWERS: UPSWEPT
 CONTROLS: REMOTE
 AIRFLOW: 310 cfm
 CAPACITY: 4,600 Kcal/hr (18,250 BTU'S)

replacement coil: *EVC-10282*

**EV-11312 (12 volt)**

HEIGHT: 154 mm
 WIDTH: 403 mm
 DEPTH: 325 mm


BLOWERS: FLUSH
 CONTROLS: REMOTE
 AIRFLOW: 200 cfm
 CAPACITY: 3,452 Kcal/hr (13,700 BTU'S)

replacement coil: *EVC-10312*

Evaporators: Universal

AIR-CHIEF UNDERDASH EVAPORATORS

Underdash Evaporators with Heater



EV-11452 (12 volt)
EV-11454 (24 volt)

BLOWERS: FLUSH
CONTROLS: R/HAND OF FASCIA
CAPACITY: Cooling 10,800 BTU'S
Heating 2,700 BTU'S

HEIGHT: 140 mm
WIDTH: 393 mm
DEPTH: 317 mm

replacement coil: EVC-10452



EV-11462 (12 volt)
EV-11464 (24 volt)

BLOWERS: FLUSH
CONTROLS: REMOTE
CAPACITY: Cooling 10,800 BTU'S
Heating 2,700 BTU'S
DUCTING: 62mm (NOT SUPPLIED)

HEIGHT: 140 mm
WIDTH: 393 mm
DEPTH: 317 mm

replacement coil: EVC-10452

SANDEN UNDERDASH EVAPORATORS



EV-11472 (12 volt - SANDEN 747)
EV-11474 (24 volt - SANDEN 848)

HEIGHT: 186 mm
WIDTH: 423 mm
DEPTH: 308 mm

BLOWERS: UPSWEPT
COIL: 22 PASS TUBE AND FIN
CONTROLS: REMOTE
AIRFLOW: 310 cfm
CAPACITY: 3700 Kcal/h (14680 BTU's)

replacement coil: EVC-11472


UNICLA UNDERDASH EVAPORATORS

EV-11592 (12 volt)
EV-11594 (24 volt)

HEIGHT: 180 mm
WIDTH: 440 mm
DEPTH: 350 mm

BLOWERS: UPSWEPT
COIL: 30 PASS TUBE & FIN
CONTROLS: REMOTE
AIRFLOW: 225 cfm
CAPACITY: 4,800 Kcal/hr (19,050 BTU's)

replacement coil: EVC-11592



NOTE: LIMITED STOCK

Technical Tip




Because of variable factors in the calculation of the cooling capacity of an evaporator, the figures quoted are intended as a guide only.

The performance of an evaporator will also be affected by such things as system design, airflow and condenser capacity.

Direct comparison of evaporators based on calculated capacity alone is **not** recommended.

Evaporators: Heavy Duty

EVAPORATORS: SLIMLINE UNDERDASH




TYPICAL SLIMLINE UNDERDASH EVAPORATOR

- EV-11732 - 3 VENT (SPECIFY BLACK OR BROWN WHEN ORDERING)
- EV-11752 - 4 VENT (SPECIFY BLACK OR BROWN WHEN ORDERING)

PART No.	MAKE	<< DIMENSIONS >>			COLOUR	VOLTS	CURRENT	BLOWERS
		height	width	depth				
EV-11732	AMC	150 mm	760 mm	360 mm	Specify black or brown when ordering	12	13 amps	TWIN - FLUSH TOP
EV-11752	AMC	150 mm	910 mm	375 mm	Specify black or brown when ordering	12	13 amps	TWIN - FLUSH TOP

EVAPORATORS : CEILING MOUNT



Air - Chief

- EV-12082 12 volt GREY
- EV-12092 12 volt WALNUT

Specifications

CAPACITY: 22,220 BTU/hr
 AIRFLOW: 385 cfm
 HEIGHT: 140 mm
 WIDTH: 675 mm
 DEPTH: 285 mm
 MATERIAL: PLASTIC
 COLOUR: BLACK
 CONTROLS: CENTRE PANEL
replacement coil: EVC-11102

Specifications

CAPACITY: 9,000 BTU/hr
 AIRFLOW: 390 cfm
 HEIGHT: 100 mm
 WIDTH: 780 mm
 DEPTH: 260 mm
 MATERIAL: PLASTIC
 COLOUR: EV-12082 GREY; EV-12092 WALNUT
 CONTROLS: PANEL UNDER UNIT
replacement coil: EVC-11082




Air - Chief

- EV-12102 (12 volt)
- EV-12104 (24 volt)


Specifications

CAPACITY: 32,200 BTU/hr; 8,064 Kcal/hr
 AIRFLOW: 610 cfm
 HEIGHT: 173 mm
 WIDTH: 802 mm
 DEPTH: 325 mm
 MATERIAL: PLASTIC
 COLOUR: BLACK
 CONTROLS: REMOTE
replacement coil: EVC-11113



Air - Chief

- EV-12113 (12 volt)
- EV-12124 (24 volt)



Air - Chief

- EV-12132 (12 volt)
- EV-12134 (24 volt)

Specifications


CAPACITY: 32,200 BTU/hr; 8,064 Kcal/hr
 AIRFLOW: 610 cfm
 HEIGHT: 170 mm
 WIDTH: 800 mm
 DEPTH: 350 mm
 MATERIAL: PLASTIC
 COLOUR: GREY
 CONTROLS: REMOTE

Evaporators: Heavy Duty

EVAPORATORS : CEILING MOUNT


Specifications

CAPACITY:	22,220 BTU/hr; 5,600 Kcal/hr
AIRFLOW:	390 cfm
HEIGHT:	145 mm
WIDTH:	680 mm
DEPTH:	305 mm
MATERIAL:	PLASTIC
COLOUR:	GREY
CONTROLS:	REMOTE



Air - Chief

EV-12152 (12 volt)
EV-12154 (24 volt)



AIR - CHIEF


EV-12172 12 volt
EV-12174 24 volt

Specifications

CAPACITY:	38,500 BTU/hr
AIRFLOW:	680 cfm
HEIGHT:	174 mm
WIDTH:	806 mm
DEPTH:	315 mm
MATERIAL:	PLASTIC
COLOUR:	BLACK

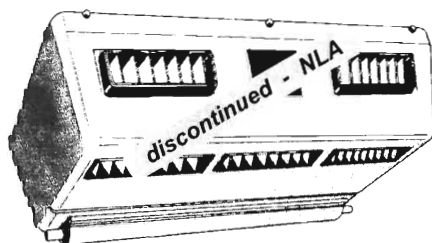
Specifications

CAPACITY:	13,780 BTU/hr
AIRFLOW:	278 cfm (470 m ³ /hr)
HEIGHT:	140 mm
WIDTH:	530 mm
DEPTH:	330 mm
MATERIAL:	PLASTIC
COLOUR:	BROWN
COIL:	TUBE AND FIN
CURRENT DRAW:	13 amps @ 12v; 6.5 amps @ 24v
WEIGHT:	9 kgs
CONTROLS:	CENTRE PANEL



AMC CM-500

EV-12182 12 volt
EV-12184 24 volt



AMC CM-1000


EV-12202 12 volt
EV-12204 24 volt

Specifications

CAPACITY:	16,000 BTU/hr
AIRFLOW:	500 cfm (850 m ³ /hr)
HEIGHT:	180 mm
WIDTH:	555 mm
DEPTH:	365 mm
MATERIAL:	PLASTIC
COLOUR:	BROWN
COIL:	TUBE AND FIN
CURRENT DRAW:	13 amps @ 12v; 6.5 amps @ 24v
WEIGHT:	13 kgs
CONTROLS:	CENTRE PANEL

Specifications

CAPACITY:	22,000 BTU/hr
AIRFLOW:	576 cfm (980 m ³ /hr)
HEIGHT:	140 mm
WIDTH:	900 mm
DEPTH:	330 mm
MATERIAL:	PLASTIC
COLOUR:	BROWN
COIL:	TUBE AND FIN
CURRENT DRAW:	25 amps @ 12v; 13 amps @ 24v
WEIGHT:	13 kgs
CONTROLS:	CENTRE PANEL



AMC CM-2000


EV-12232 12 volt
EV-12234 24 volt

Evaporators: Heavy Duty**EVAPORATORS : CEILING MOUNT****RED DOT R2000**

EV-12422 (12 volt)
EV-12424 (24 volt)

Specifications


CAPACITY: 17,000 BTU/hr
AIRFLOW: 235 cfm
HEIGHT: 178 mm
WIDTH: 458 mm
DEPTH: 592 mm
CASE MATERIAL: PLASTIC
COLOUR: GREY
COIL: TUBE AND FIN
CURRENT DRAW: 14 amps @ 12v: 7 amps @ 24v
WEIGHT: 10 kgs
CONTROLS: CENTRE PANEL

**RED DOT R9715**

EV-12442 (12 volt)
EV-12444 (24 volt)

Specifications


CAPACITY: 39,500 BTU/hr
AIRFLOW: 577 cfm
HEIGHT: 221 mm
WIDTH: 668 mm
DEPTH: 539 mm
CASE MATERIAL: PLASTIC
COLOUR: BLACK
COIL: TUBE AND FIN
CURRENT DRAW: 22 amps @ 12v: 11amps @ 24v
WEIGHT: 18 kgs
CONTROLS: CENTRE PANEL

**EVAPORATORS : WALL MOUNT****A M C IC-06**

EV-12602 (12 volt)
EV-12604 (24 volt)

Specifications

CAPACITY: 15,000 BTU/hr
AIRFLOW: 235 cfm (1002 m³/hr)
HEIGHT: 550 mm
WIDTH: 375 mm
DEPTH: 205 mm
CASE MATERIAL: STEEL
COLOUR: WHITE
COIL: TUBE AND FIN
CURRENT DRAW: 10 amps @ 12v: 6.5 amps @ 24v
WEIGHT: 13 kgs
CONTROLS: TOP PANEL




Evaporators: Heavy Duty

EVAPORATORS : WALL MOUNT

RED DOT R5045



FRONT VIEW

REAR VIEW of R5045-3
showing fresh air intake

Specifications: R5045-2

WITHOUT FRESH AIR INTAKE

EV-12792 (12 volt) EV-12794 (24 volt)

CAPACITY:	COOLING: 33,000 BTU/hr
CAPACITY:	HEATING: 46,000 BTU/hr
AIRFLOW:	430 cfm (730 m ³ /hr)
HEIGHT:	681 mm
WIDTH:	535 mm
DEPTH:	234 mm
CASE MATERIAL:	PLASTIC
COLOUR:	BLACK
COIL:	TUBE AND FIN
CURRENT DRAW:	18 amps @ 12v: 9 amps @ 24v
WEIGHT:	21.5 kgs
CONTROLS:	FRONT PANEL

Specifications: R5045-3

WITH FRESH AIR INTAKE


EV-12802 (12 volt) EV-12804 (24 volt)

CAPACITY:	COOLING: 33,000 BTU/hr
CAPACITY:	HEATING: 46,000 BTU/hr
AIRFLOW:	430 cfm (730 m ³ /hr)
HEIGHT:	681 mm
WIDTH:	535 mm
DEPTH:	234 mm
CASE MATERIAL:	PLASTIC
COLOUR:	BLACK
COIL:	TUBE AND FIN
CURRENT DRAW:	18 amps @ 12v: 9 amps @ 24v
WEIGHT:	21.5 kgs
CONTROLS:	FRONT PANEL
FRESH AIR INTAKE:	INCLUDED

RED DOT R6830

EV-12822 (12 volt)

EV-12824 (24 volt)



Specifications

CAPACITY:	17,180 BTU/hr
AIRFLOW:	260 cfm (442 m ³ /hr)
HEIGHT:	530 mm
WIDTH:	285 mm
DEPTH:	215 mm
CASE MATERIAL:	PLASTIC
COLOUR:	BLACK
COIL:	PLATE & FIN
CURRENT DRAW:	14 amps @ 12v: 7 amps @ 24v
WEIGHT:	7.3 kgs
CONTROLS:	TOP PANEL

Evaporators: Heavy Duty**EVAPORATORS : WALL MOUNT****RED DOT R7830**

EV-12842 (12 volt)
EV-12844 (24 volt)

Specifications

CAPACITY:	17,180 BTU/hr
AIRFLOW:	260 cfm (442 m ³ /hr)
HEIGHT:	493 mm
WIDTH:	324 mm
DEPTH:	211 mm
CASE MATERIAL:	STEEL
COLOUR:	BLACK
COIL:	TUBE & FIN
CURRENT DRAW:	14 amps @ 12v: 7 amps @ 24v
WEIGHT:	11.5 kgs
CONTROLS:	TOP PANEL



ILLUSTRATION SHOWS OPTIONAL
MOUNTING PLATES

RED DOT R8500

EV-12862 (12 volt)
EV-12864 (24 volt)

Specifications

CAPACITY:	COOLING: 15,200 BTU/hr
CAPACITY:	HEATING: 22,000 BTU/hr
AIRFLOW:	205 cfm (348 m ³ /hr)
HEIGHT:	370 mm
WIDTH:	445 mm
DEPTH:	143 mm
CASE MATERIAL:	STEEL
COLOUR:	BLACK
COIL:	TUBE AND FIN
CURRENT DRAW:	9.5 amps @ 12v: 4.75 amps @ 24v
WEIGHT:	11.0 kgs
CONTROLS:	FRONT PANEL

**Evaporator Components****EVAPORATOR BLOWER ASSEMBLIES**

EVB-12130

12 volt
Plastic Case